



District Report Card: 2017


State: Andhra Pradesh	District: Nellore
Class: 5	Subject: Language
Schools: 61	Students: 738


Participation/Coverage


Students

<div>GENDER</div> <div></div>	Boys				Girls			
	Number		%		Number		%	
	347		47.02		391		52.98	

<div>AREA</div> <div></div>	Rural				Urban			
	Number		%		Number		%	
	520		70.46		218		29.54	

<div>CATEGORY</div> <div></div>	SC		ST		OBC		GEN	
	Number	%	Number	%	Number	%	Number	%
	318	43.09	80	10.84	284	38.48	56	7.59

<div>CWSN</div> <div></div>	LD	VI	HI	S&LD	ID	Oth
	1	1	0	1	2	14

<div>Management</div> <div></div>	Government			Government-aided		
	Number		%	Number		%
	711		96.34	27		3.66

Average Performance of Students in Language (%)

Overall	Gender		Area		Management		Social Group			
	Male	Female	Rural	Urban	Govt.	Aided	SC	ST	OBC	GEN
64.01	65.24	62.92	65.42	60.64	64.38	54.32	58.47	67.33	68.94	65.71

Performance on Learning Outcomes (LOs)

Learning Outcomes	Description	Average Performance(%)
L504	Reads and comprehends independently storybooks, news items/ headlines, advertisements etc.	61.87
L508	Reads text with comprehension, locates details and sequence of events	65.08

Range of Performance of Students who Answered Correctly							
Below 30%		30% - 50%		50% - 75%		Above 75%	
Number	%	Number	%	Number	%	Number	%
58	7.86	156	21.14	270	36.59	254	34.42

Lowest Performing Learning Outcomes (LOs)

- 1 - Reads and comprehends independently storybooks, news items/ headlines, advertisements etc. (61.87)
- 2 - Reads text with comprehension, locates details and sequence of events (65.08)